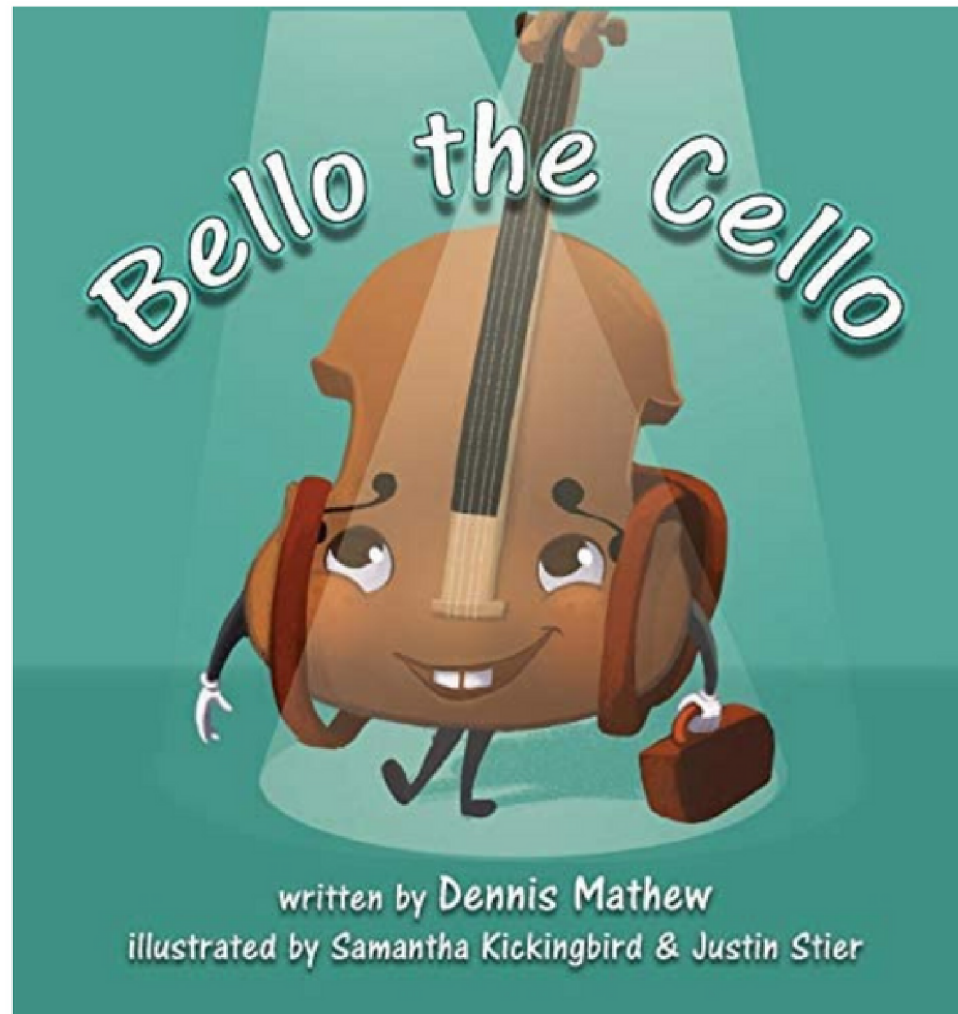


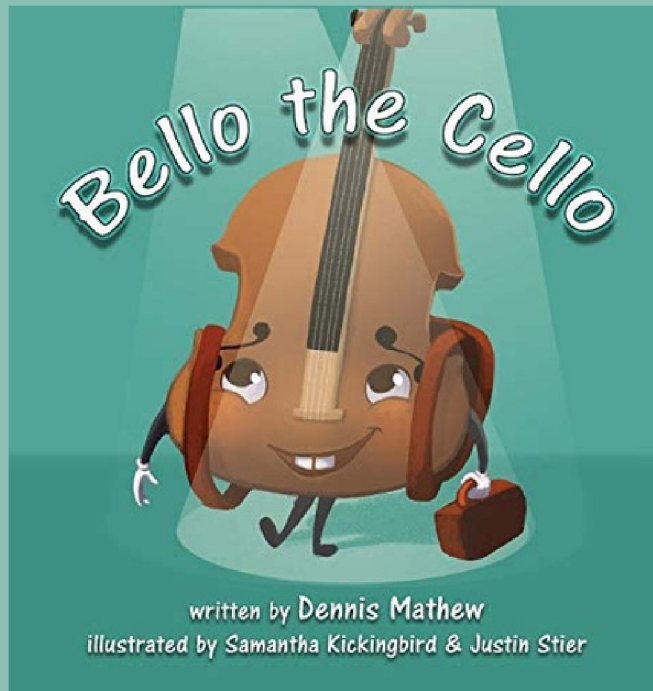
BOOK STUDY

Discussion prompts and Worksheets



TEACHER TRICKS TIMES TWO

This resource was
created to be used with
Bello the Cello
Written By: Dennis Mathews



Illustrations By:
Samantha Kickingbird & Justin Stier

Discussion Prompts
and worksheets
were created by
Teacher Tricks Times Two



Here are 4 slides with discussion prompts you can use before reading the book.

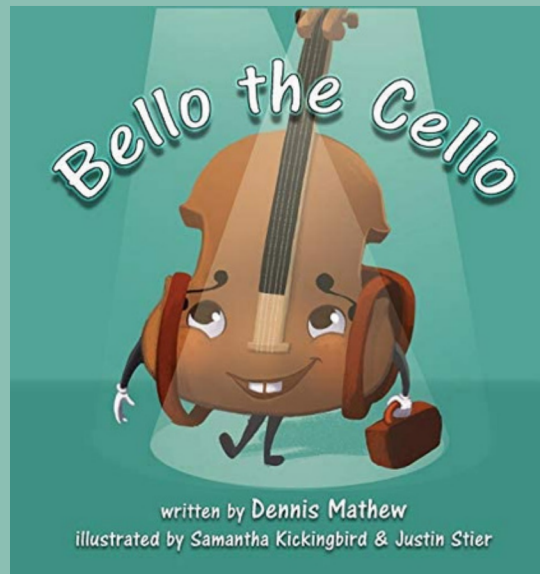
You can use the following slides in many different ways. Some examples are: think-pair-share, write in journals, or write down thoughts as a whole class on an anchor chart.

Bello the Cello

Written By: Dennis Mathew

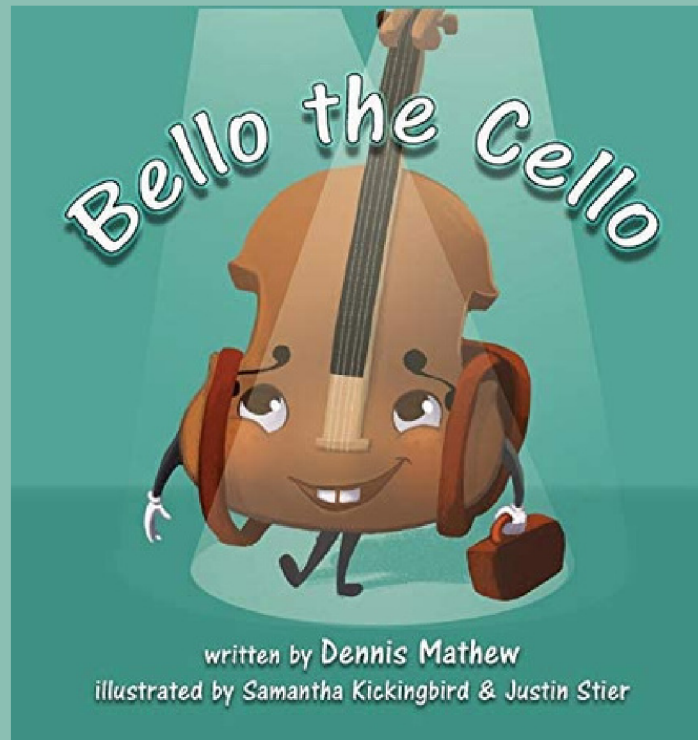
Illustrations By:

Samantha Kickingbird & Justin Stier



Great Readers Make Predictions...

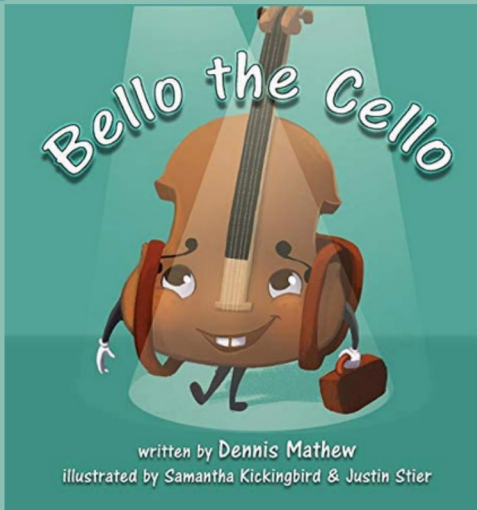
Read the title and look at the cover.



What do you think this book is about?

What do you think will happen in the story?

Great Readers Make Connections...

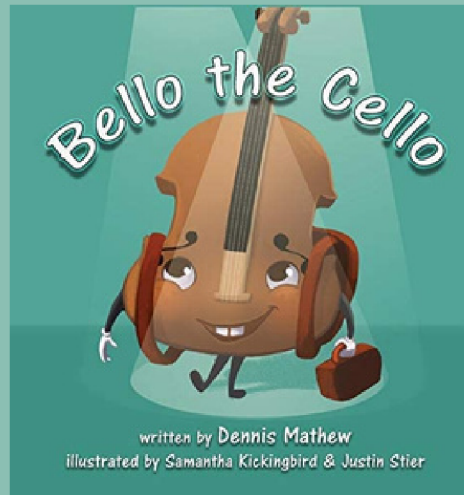


Did you feel like Bello on the first day of school?

Which character did you like most?

What makes you special or different from others?

Great Readers Ask Questions...



When did Bello feel like he fit in with the others?

How can you share what makes you special with others?

How do you feel when you listen to music?

Vocabulary Words

thrilled	soaked	wrinkled
energetic	prestigious	trickled
strumming	illuminated	hesitation
considerate	stumbling	soothing

Vocabulary Words

thrilled	soaked	wrinkled
energetic	prestigious	trickled
strumming	illuminated	hesitation
considerate	stumbling	soothing

thrilled

soaked

wrinkled

energetic

prestigious

trickled

strumming

illuminated

hesitation

considerate

stumbling

soothing

Here is a slide with discussion prompts you can use after reading the book.

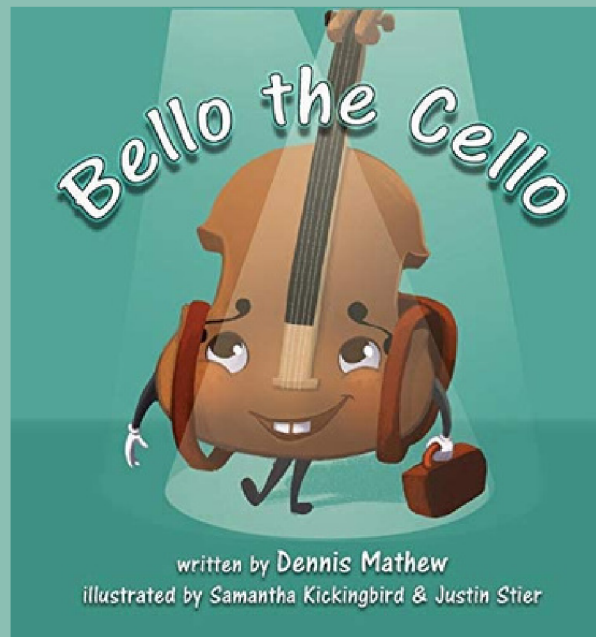
You can use the following slide in many different ways. Some examples are: think-pair-share, write in journals, or even write down thoughts as a whole class on an anchor chart!

Bello the Cello

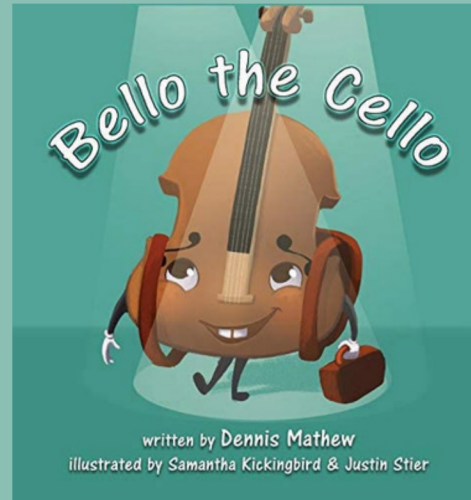
Written By: Dennis Mathew

Illustrations By:

Samantha Kickingbird & Justin Stier



After Reading Questions.....




What do you think the author wanted you to learn from the story?

How would you describe your song to someone?

What makes your friends special?

Name : _____




What is something that makes you special?

Handwriting practice lines consisting of solid top and bottom lines with a dashed middle line. There are five sets of these lines provided for writing.

Name : _____

Write about a time when you felt like you did not fit in with others.

Handwriting practice lines consisting of solid top and bottom lines with a dashed middle line. There are eight sets of these lines for writing.






Name : _____

How did Bello change throughout the story?

Handwriting practice lines consisting of solid top and bottom lines with a dashed middle line. There are eight sets of these lines provided for writing.



Name : _____

Which musical instrument did you like best? Why?

[illegible]

Name : _____

Vocabulary Work

Pick 4 vocabulary words from the box. Use the graphic organizer below to write the word, the definition and then use the word in a sentence.

thrilled	wrinkled	energetic	prestigious
soaked	trickled	strumming	illuminated
hesitation	considerate	stumbling	soothing

Word	Definition	Sentence

ABC Order

Name : _____

Write the words in alphabetical order.

thrilled	soaked	wrinkled	energetic	prestigious	trickled
strumming	illuminated	hesitation	considerate	stumbling	soothing

- _____
- _____
- _____
- _____
- _____
- _____

- _____
- _____
- _____
- _____
- _____
- _____

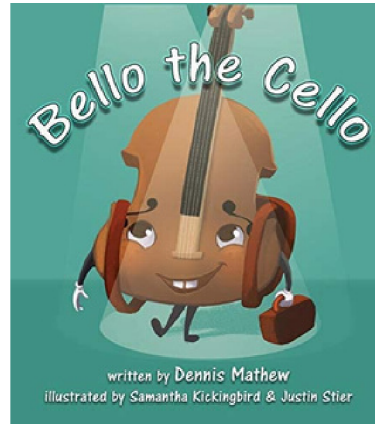
Name: _____

Story Retell

Story title: _____

Characters:

Setting:



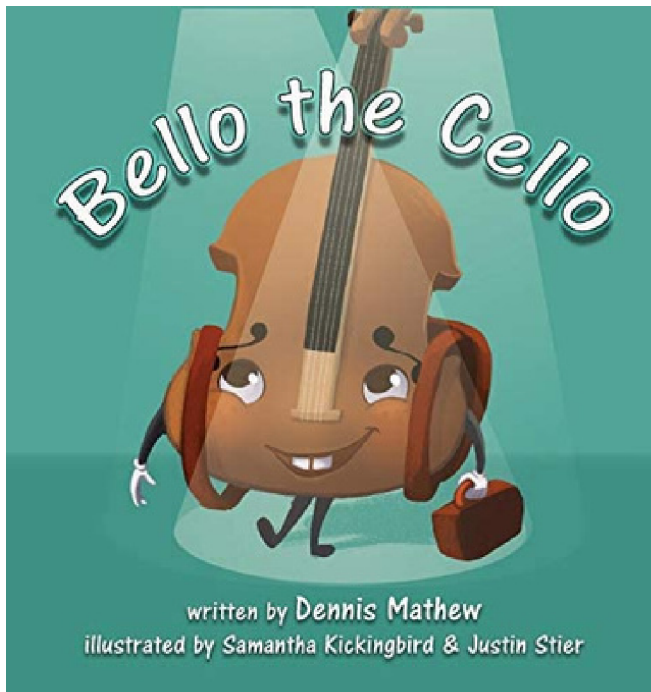
Beginning:

Middle:

End:

Bello the Cello

Written By: Dennis Mathew



Illustrations By:
Samantha Kickingbird & Justin Stier

Discussion Prompts
and worksheets
were created by
Teacher Tricks Times Two



THANK YOU *and credits*



Thank you for downloading this resource! We hope you you love using it in your classroom. Be sure to follow us on TPT to receive updates when new products or freebies are posted!



Teacher tricks times two



TERMS OF USE

If you have any questions, please feel free to send us a message. This product is only for you, if you wish to share with other teachers, please buy multiple licenses.

Also, please feel free to leave us any feedback. We hope you love using it in your classroom.



Teacher tricks times two