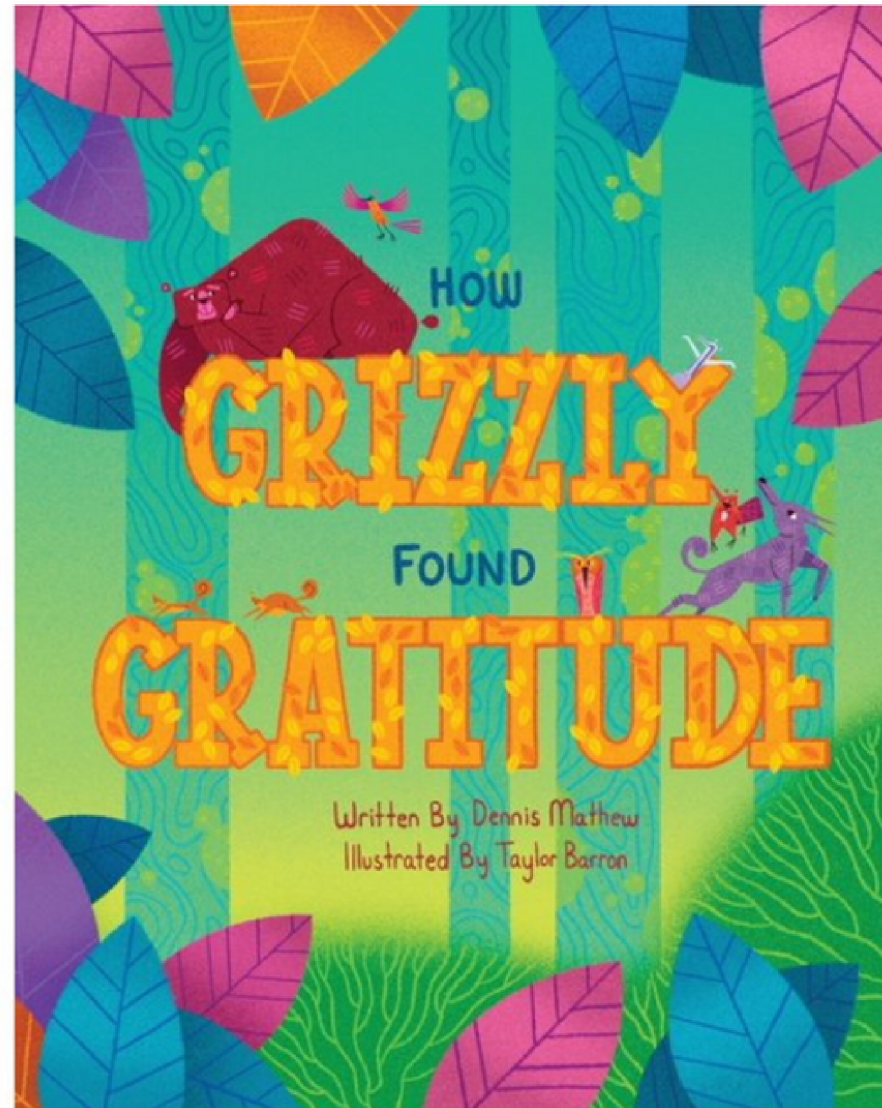


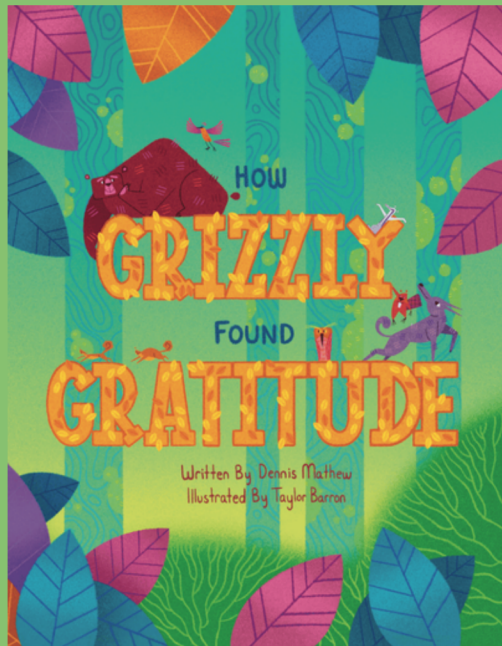
BOOK STUDY

Discussion prompts and Worksheets



TEACHER TRICKS TIMES TWO

This resource was
created to be used with
How Grizzly Found Gratitude
Written By: Dennis Mathew



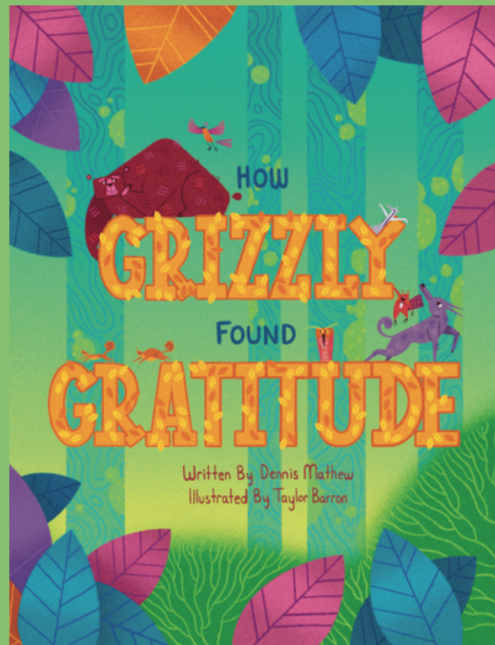
Discussion Prompts
and worksheets
were created by
Teacher Tricks Times Two



Illustrations By: Taylor Barron

Here are 4 slides with discussion prompts you can use before reading the book.

You can use the following slides in many different ways. Some examples are: think-pair-share, write in journals, or write down thoughts as a whole class on an anchor chart.



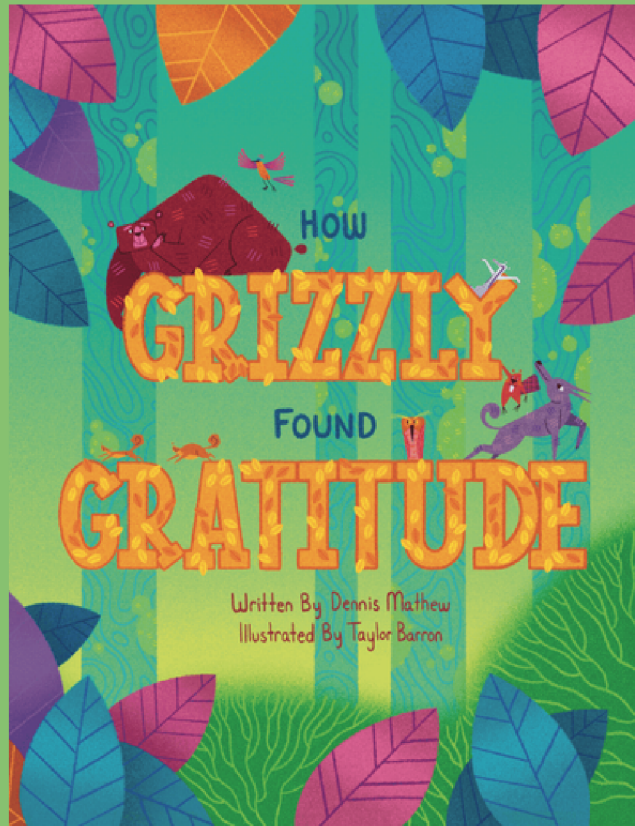
How Grizzly Found Gratitude

Written By: Dennis Mathew

Illustrations By: Taylor Barron

Great Readers make predictions...

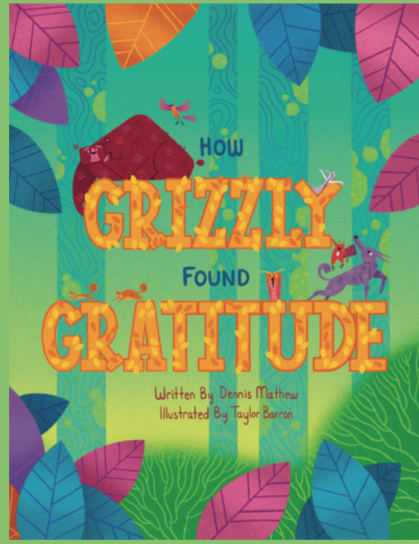
Read the title and look at the cover.



What do you think this book is about?

What do you think will happen in the story?

Great Readers make connections...

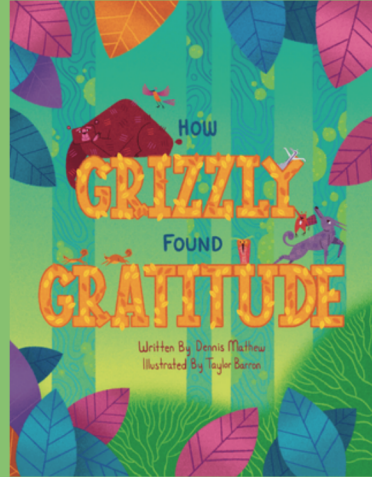


Have you heard the word gratitude before?

What are some things you are grateful for?

Tell me about a time when you were grateful.

Great Readers ask questions...



How does Grizzly feel about being lost?

Have you ever felt that way before?

Why does Bird want to cheer Grizzly up?

What will Bird do?

Vocabulary Words

honeycomb	gleefully	comforted
abandoned	devouring	quenching
scrumptious	drenched	inquired
sleuth	embrace	inquired

Vocabulary Words

honeycomb	gleefully	comforted
abandoned	devouring	quenching
sleuth	embrace	wandered
scrumptious	drenched	inquired

honeycomb

gleefully

comforted

abandoned

devouring

quenching

scrumptious

drenched

inquired

sleuth

embrace

wandered

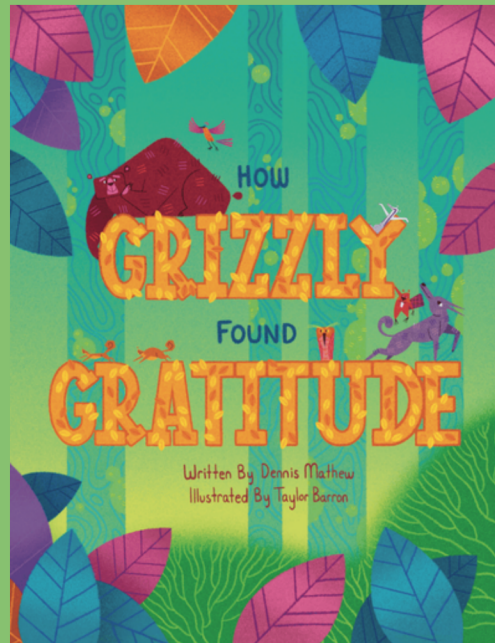
Here is a slide with discussion prompts you can use after reading the book.

You can use the following slide in many different ways. Some examples are: think-pair-share, write in journals, or write down thoughts as a whole class on an anchor chart.

How Grizzly Found Gratitude

Written By: Dennis Mathew

Illustrations By: Taylor Barron



After Reading Questions.....

What do you think the author wanted you to learn from the story?

How would you describe gratitude to someone?

How can your friends or family help you find gratitude?

Name : _____

What is something that you are grateful for?

A large, empty rectangular box with a thick black border, intended for a student to write their answer to the question above. The box is slightly offset to the right and bottom from the page's center.



Name : _____


What is something that you are grateful for?

Handwriting practice lines for the response. Each row consists of a solid top line, a dashed middle line, and a solid bottom line. There are five such rows provided for writing.



Name : _____


What is something that you are grateful for?



Name : _____

What does gratitude mean to you?


A large, empty rectangular box with a thick black border, intended for a student to write their answer to the question above it. The box is centered on the page and takes up most of the lower half of the worksheet.



Name : _____

What does gratitude mean to you?


Handwriting practice lines consisting of solid top and bottom lines with a dashed middle line. There are five sets of these lines provided for writing.



Name : _____


What does gratitude mean to you?

Name : _____



How does Grizzly change in the story?


A large empty rectangular box with a thick black border, intended for a student to write their answer to the question.



Name : _____

How does Grizzly change in the story?

Handwriting practice lines consisting of solid top and bottom lines with a dashed middle line. There are eight sets of these lines provided for writing.



Name : _____

How does Grizzly change in the story?

Name : _____

Vocabulary Work

Pick 4 vocabulary words from the box. Use the graphic organizer below to write the word, the definition and then use the word in a sentence.

honeycomb	gleefully	comforted
abandoned	devouring	quenching
scrumptious	drenched	inquired
sleuth	embrace	wandering

Word	Definition	Sentence

Cause and Effect

Name : _____

Use the graphic organizer to write how Grizzly's choices affected the outcome of the story.

Cause



Effect

ABC Order

Name : _____

Write the words in alphabetical order.

honeycomb	embrace	inquired	comforted	gleefully	scrumptious
abandoned	sleuth	wandered	quenching	drenched	devouring

- _____
- _____
- _____
- _____
- _____
- _____

- _____
- _____
- _____
- _____
- _____
- _____

Name : _____

Story Mind Map

Title & Author


When did the story happen?

Who is in the story?

What was the problem?

Where is the story set?

What was the solution?



Name : _____

My Gratitude Jar



Reflect on your life and write words in the jar that list what you are grateful for. Then write in greater detail about one of them.

Gratitude Reflection

1

**I am grateful
for:**

2

**I am grateful
for:**

3

**I am grateful
for:**

Name : _____

Name : _____

Comparing Characters

How are Grizzly and Bird different?

Thoughts

Thoughts

Feelings

Feelings

Actions


Actions

Name: _____

Story Retell

Story title: _____

Characters:



Setting:

Beginning:

Middle:

End:

Write the Room



Name: _____

Handwriting practice lines for the left column, consisting of ten sets of three horizontal lines (top dashed, middle solid, bottom solid).

Handwriting practice lines for the right column, consisting of ten sets of three horizontal lines (top dashed, middle solid, bottom solid).

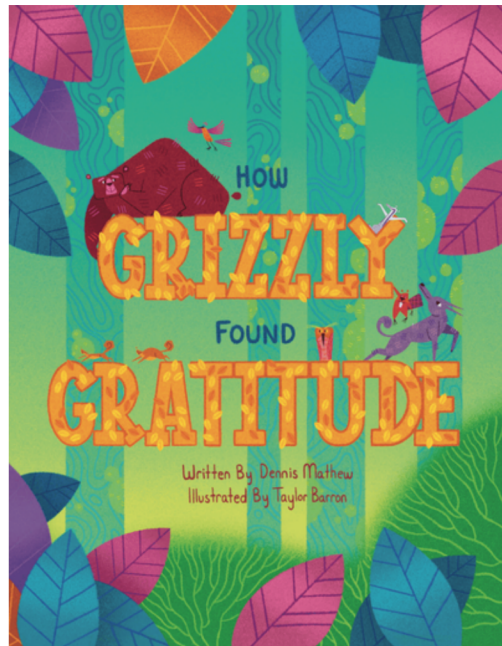
Compare & Contrast

Name: _____



How Grizzly Learned Gratitude

Written By: Dennis Mathew



Illustrations by Taylor Barron

Discussion Prompts
and worksheets
were created by
Teacher Tricks Times Two



THANK YOU *and credits*



Thank you for downloading this resource! We hope you love using it in your classroom. Be sure to follow us on TPT to receive updates when new products or freebies are posted!



Teacher tricks times two



TERMS OF USE

If you have any questions, please feel free to send us a message. This product is only for you, if you wish to share with other teachers, please buy multiple licenses.

Also, please feel free to leave us any feedback. We hope you love using it in your classroom.



Teacher tricks times two