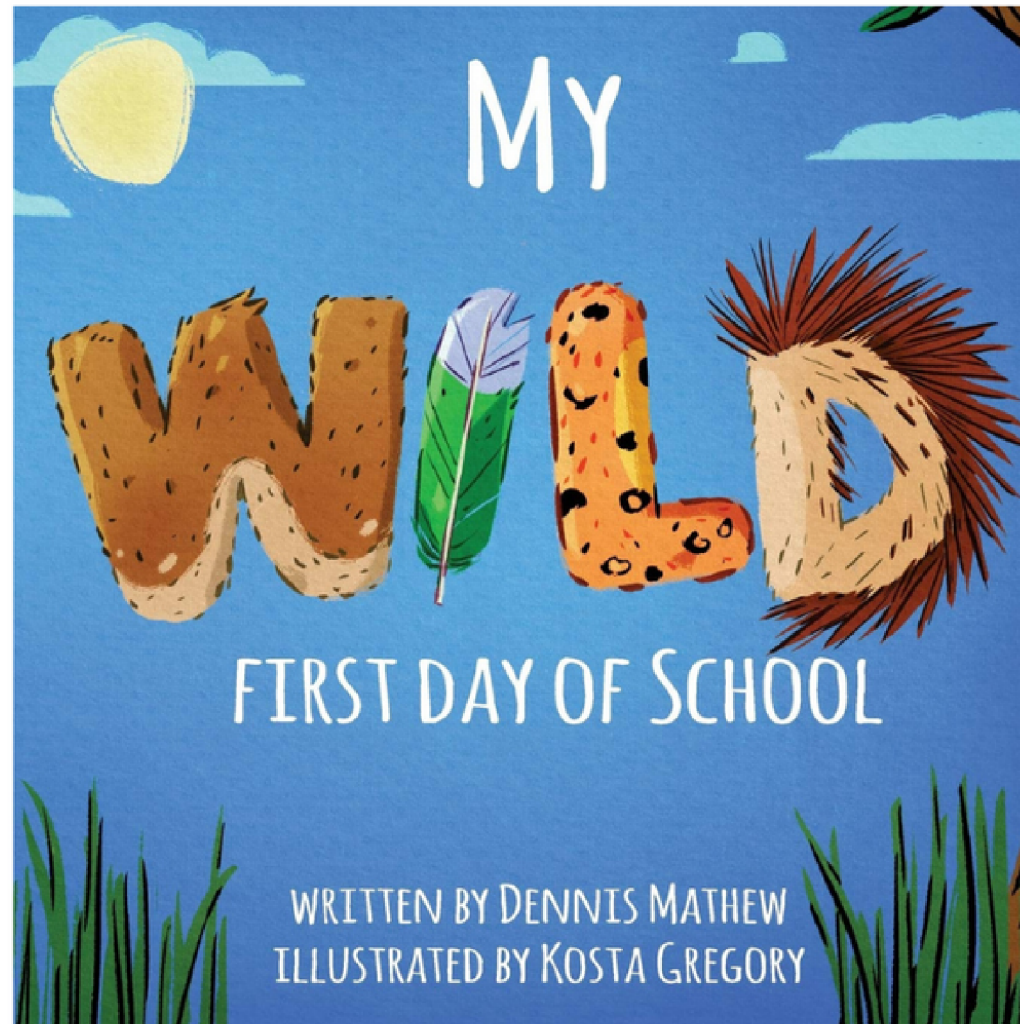


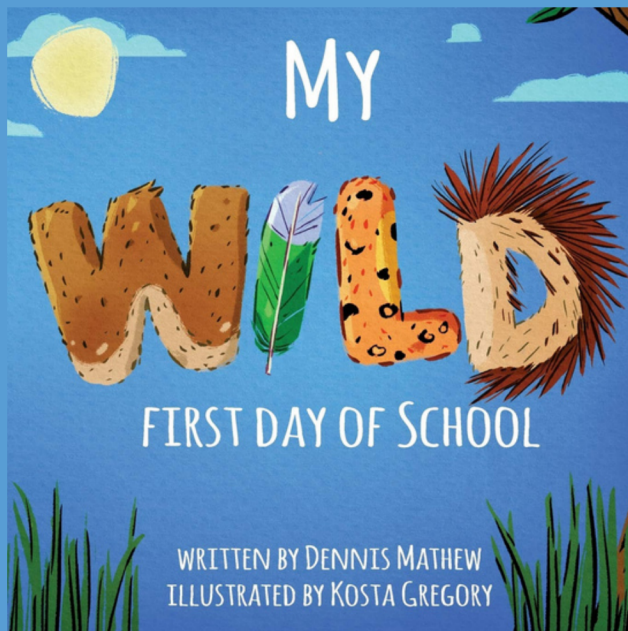
BOOK STUDY

Discussion prompts and Worksheets



TEACHER TRICKS TIMES TWO

This resource was
created to be used with
My Wild First Day of School
Written By: Dennis Mathew



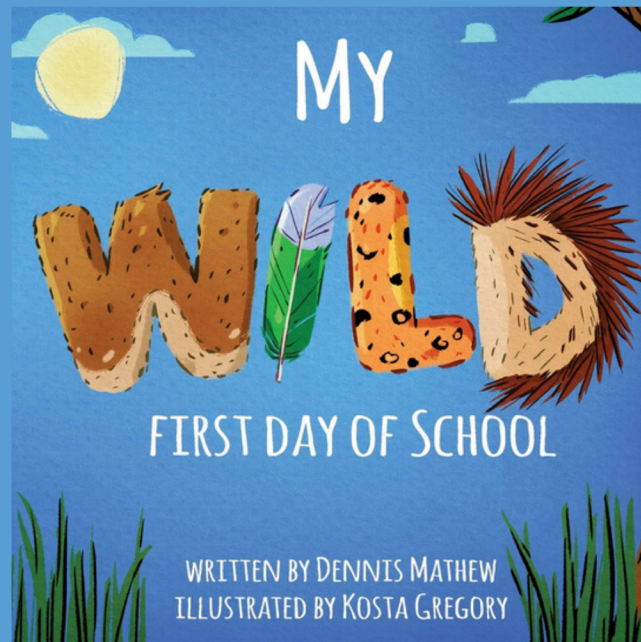
Discussion Prompts
and worksheets
were created by
Teacher Tricks Times Two



Illustrations By: Kosta Gregory

Vocabulary Words

- parachute
- pose
- soar
- press
- anthem
- dramatic
- portrait
- wonder



parachute

pose

soda

press

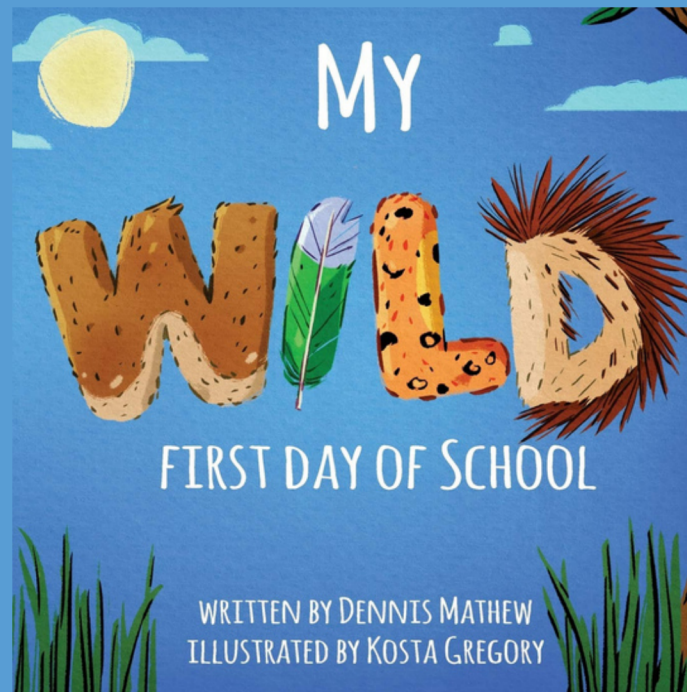
anthem

dramatic

portrait

wonder

You can use the following slides in many different ways. Some examples are: think-pair-share, write in journals, or write down thoughts as a whole class on an anchor chart.



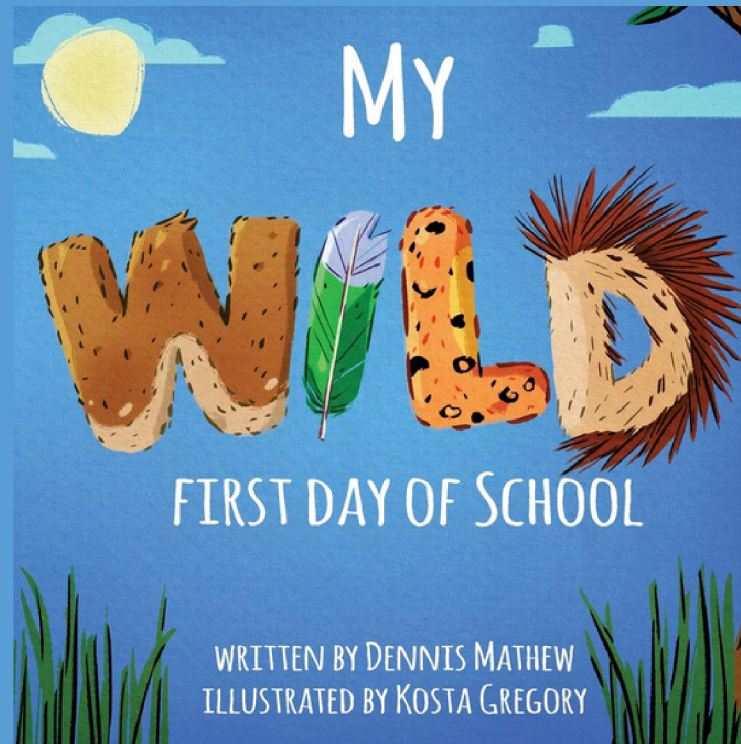
My Wild First Day of School

Written By: Dennis Mathew

Illustrations By: Kosta Gregory

Great Readers Make Predictions...

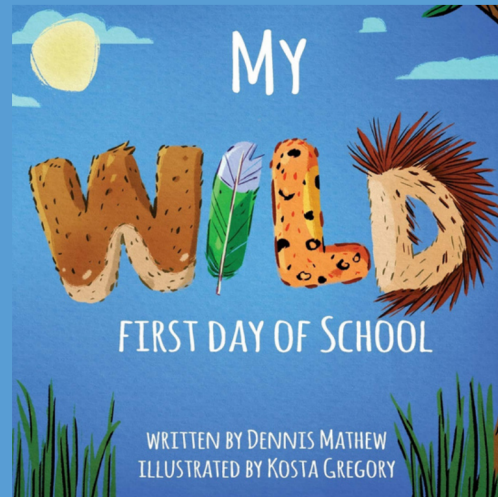
Read the title and look at
the cover.



What do you think this book is about?

What do you think will happen in the story?

Great Readers Make Connections...

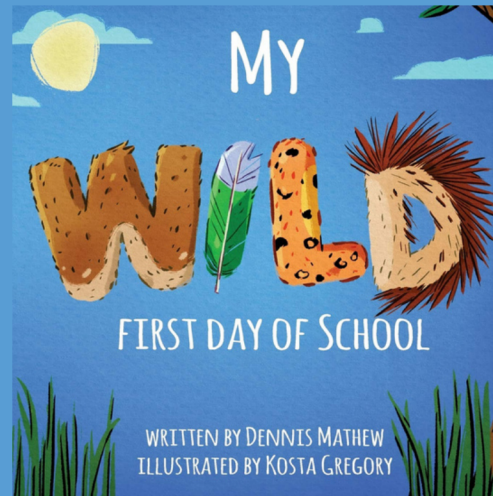


Were you excited to start the new school year?

Have you read any other books about the first day of school?

How did you prepare for the new school year?

Great Readers Ask Questions...



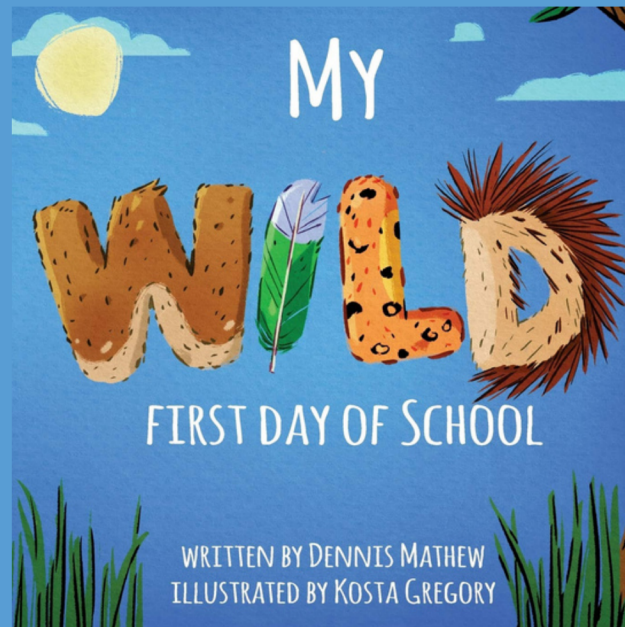
How do you think other students feel on the first day of school?

What are you looking forward to about the new school year?

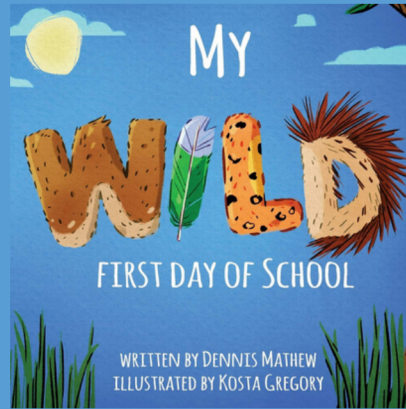
What is your idea of the perfect school day?

Here is a slide with discussion prompts to use after reading the book.

You can use the following slides in many different ways. Some examples are: think-pair-share, write in journals, or write down thoughts as a whole class on an anchor chart.



After Reading Questions.....



What do you think the author wanted you to learn from the story?



How would you describe the first day of school?

What are some ways you can have fun and be safe at school?


What was your favorite part of the story?

Name : _____

What are you most excited for about this school year?




A large, empty rectangular box with a thick black border, intended for a student to write their answer to the question above.



Name : _____

What are you most excited for about this school year?

Handwriting practice lines consisting of solid top and bottom lines with a dashed middle line. There are five sets of these lines provided for writing.





Name : _____

What are you most excited for about this school year?

Name : _____

What do you enjoy most about school?



Name : _____



What do you enjoy most about school?

Handwriting practice lines consisting of solid top and bottom lines with a dashed middle line. There are five sets of these lines for writing.



Name : _____

What do you enjoy most about school?

Name: _____

Compare and Contrast

Similarities

Name : _____

Story Mind Map

Title & Author


When did the story happen?

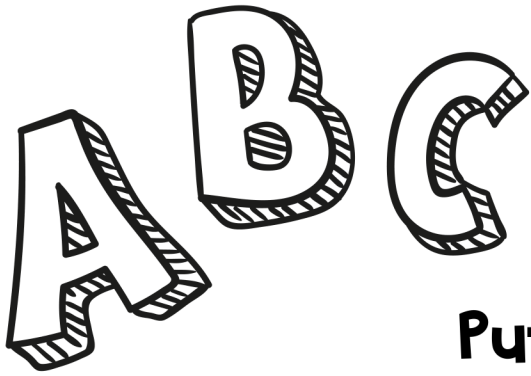
Who is in the story?

What was the problem?

Where is the story set?

What was the solution?



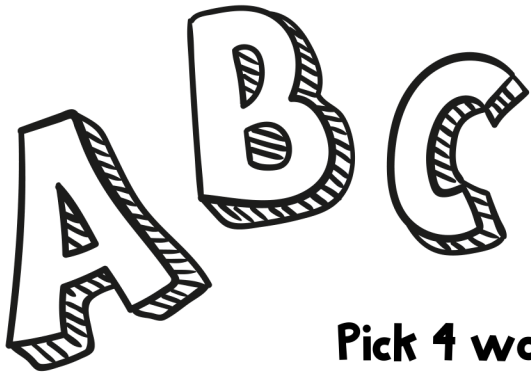


Name : _____

Vocabulary Practice

Put the words in alphabetical order

- parachute
- pose
- soar
- press
- anthem
- dramatic
- portrait
- wonder



Name : _____

Vocabulary Practice

Pick 4 words and then write a sentence for each word you picked.

parachute

pose

soar

press

anthem

dramatic

portrait

wonder



Name : _____

Vocabulary Practice

Pick a word, write the definition, and draw a picture to match.


Word	Definition	Picture

Story Retell

Name: _____

Story title: _____

Characters:



Setting:

Beginning:

Middle:

End:



Get to know _____!



I'm happiest when I
am...

My favorite food is...

I really want to travel
to...

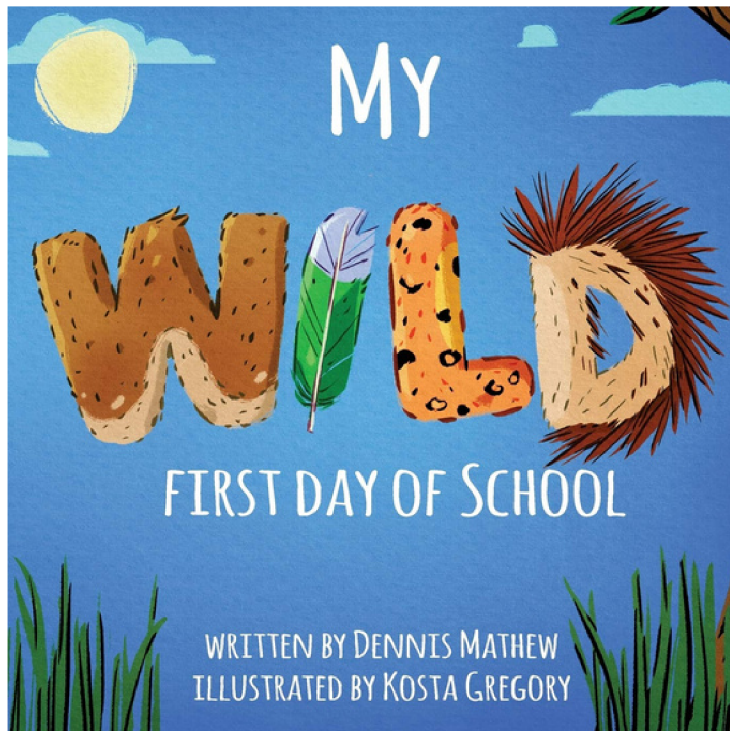
My favorite toy or game
is...

If I could be any
animal, I would be a...



My Wild First Day Of School

Written By: Dennis Mathew



Illustrations by: Kosta Gregory

Discussion prompts
and worksheets
were created by
Teacher Tricks Times Two



THANK YOU *and credits*



Thank you for downloading this resource! We hope you love using it in your classroom. Be sure to follow us on TPT to receive updates when new products or freebies are posted!



Teacher tricks times two



TERMS OF USE

If you have any questions, please feel free to send us a message. This product is only for you, if you wish to share with other teachers, please buy multiple licenses.

Also, please feel free to leave us any feedback. We hope you love using it in your classroom.



Teacher tricks times two